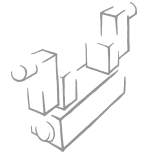


INPUT/OUTPUT PROFIBUS-DP IP 67 M12



The Profibus DP IP 67 is a robust metallic slave that can be connected flexibly using M12 connectors to outputs and solenoid valves and/or inputs.

Each connector can be used freely for:

- 1 Output + 1 diagnostic Input
- 2 Outputs
- 1 Output + 1 Input
- 2 Inputs
- 1 Input + 1 diagnostic Input

Each slave can handle a total of 16 signals, each according to one of the above combinations.

Diagnostics provides information on the type and location of the error of each channel with:

- de-activation of the coupling point "involved" and not the complete module;
- signal to the controller;
- display with local LEDs.

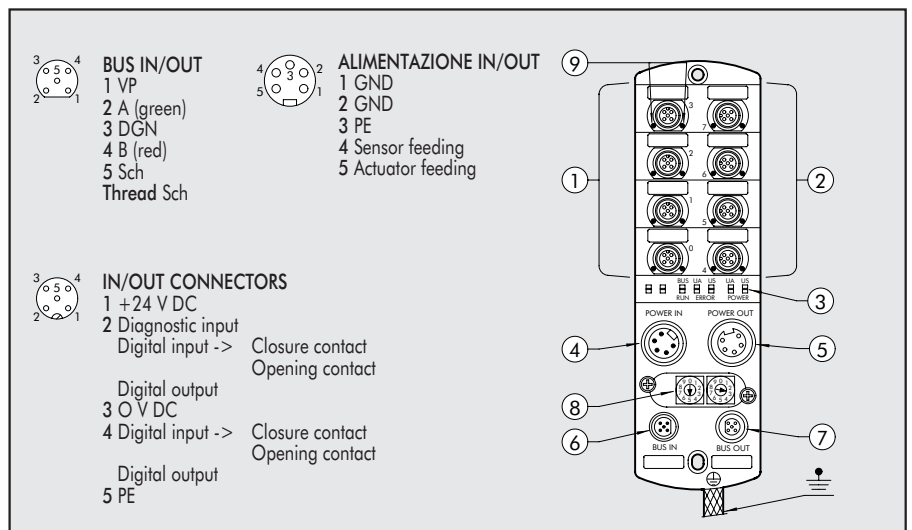
One single slave or an island of solenoid valves complete with slave and connectors can be ordered. The catalogue shows the 1/8" and 1/4" valve islands in the 70 series and the ISO5599 valve islands, size 1 and size 2.



TECHNICAL DATA	
Utilizzo	8 inputs or outputs + 8 inputs or outputs or diagnostic
Supply voltage	24 VDC (18V.....30,2V), a norma EN 61131-2
Degree of protection	IP67
Temperature	0 ÷ 55°C (32 ÷ 131° F)
Field Bus Data	Transmission protocol Profibus-DP EN 50170
	Transmission mode synchronous or Freeze-Mode
	Transmission speed 12MBit/s
	Addresses rotating switches BCD, 0.....99
Inputs Output Technical Data	Type pnp proximity sensors or EN 61131-2 compatible mechanical limit switch
	Supply 24VDC (da 18 a 30,2V), a norma EN 61131-2 ; ≤ 200 mA per punto d'innesto M12
	Indicator One LED for each output
Output Technical Data	Voltage 24VDC (da 18 a 30,2V), a norma EN 61131-2; I cumulativa ≤9A
	Maximum current for each actuator 1.6 A, system protected by fuse in case of short-circuit
	Maximum current contemporary 10W
	Maximum signal exchange frequency 20 Hz Ohm, 20 Hz induction
	Indicator LED One LED for each output
Autotest	Field bus RUN-LED
	Insufficient voltage signal LED + alarm signal to master
	Short-circuit sensor INPUT or OUTPUTS Red LED for channel on M12 coupling point
Autotest	Desina® (pin 2) PIN 2 diagnostic with red LED for M12 coupling point and signal to master
N.B.: for the disposition of the contact, please look at the connectors at the following pages	

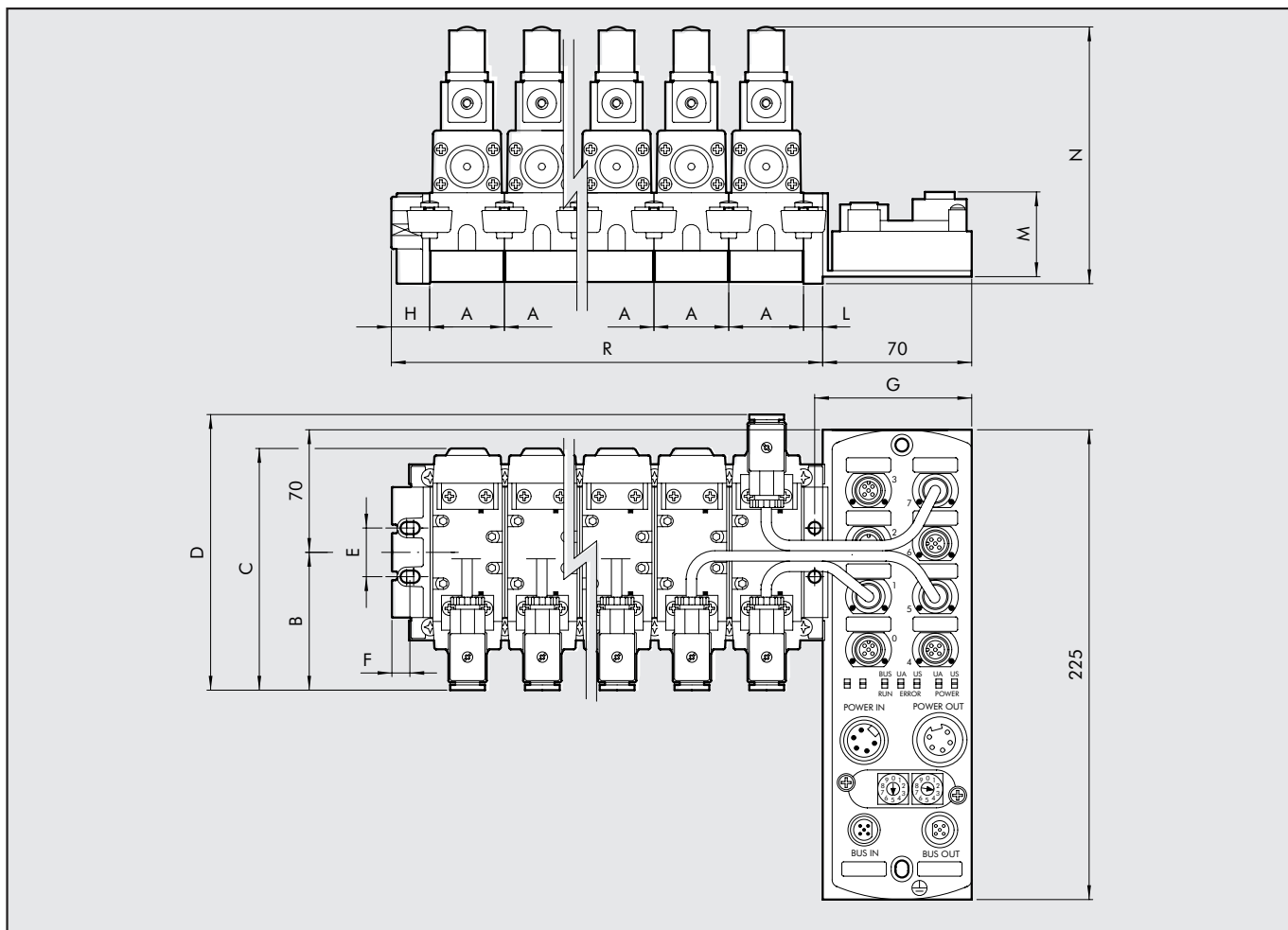
COMPONENTS

- ① ② IN-OUT diagnostic connectors
- ③ Led Power, Error, Run
- ④ IN feeding connector
- ⑤ OUT feeding connector
- ⑥ IN BUS connector
- ⑦ OUT BUS connector
- ⑧ Rotaring switches for addressing
- ⑨ Diagnostic LED for single channel





IP67 SLAVE, COMPLETE WITH ISO VALVES



	A	B	C	D	E	F	G	H	L	M	N	P	R
ISO1	43	80	140	158	28	10.5	76.4	22	11	47	150	230	$H+L+(A \times *n^\circ)$
ISO2	56	90	165	180	35	12.5	77.5	26	14	61	178	240	$H+L+(A \times *n^\circ)$

*n= number of mounted valves

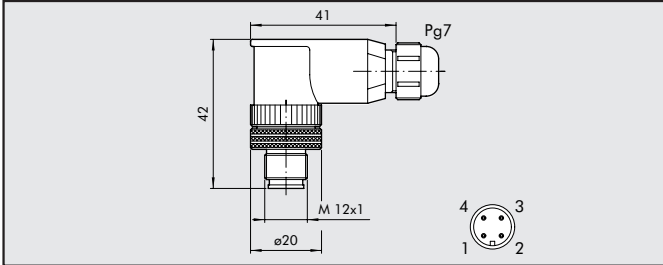
N.B.: the unit is supplied complete with cables for valves

KEY TO CODES

BUS	P	V	D	1	0	2	
	P Profibus	V IP 67	D ISO1 E ISO2	1 manifold base side	02 04 06 08	2 posit. 4 posit. 6 posit. 8 posit.	M ISV 55 SOS 00 - ISV 65 SOS 00 J ISV 55 SOB 00 - ISV 65 SOB 00 G ISV 56 SOS CC - ISV 66 SOS CC E ISV 56 SOS OC - ISV 66 SOS OC B ISV 56 SOS PC - ISV 66 SOS PC A BLANKING PLATE

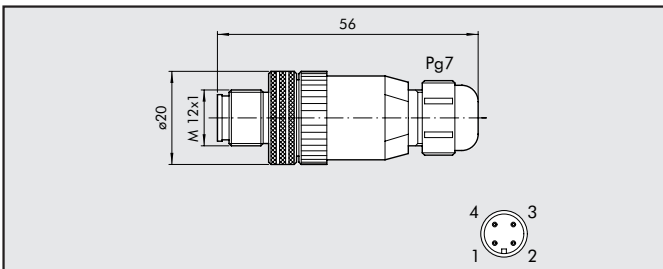
ACCESSORIES

90° ELBOW WITHOUT CABLE



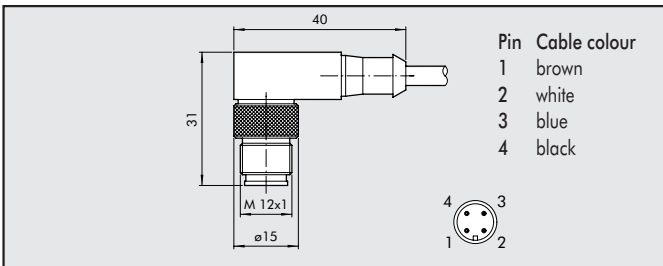
Code	Description
0240009001	90° Elbow without cable

STRAIGHT FITTING WITHOUT CABLE



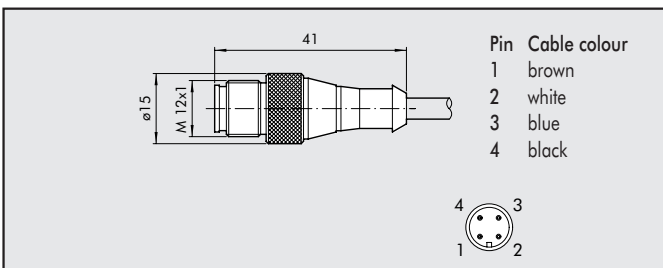
Code	Description
0240009021	Straight fitting without cable

90° ELBOW WITH CABLE



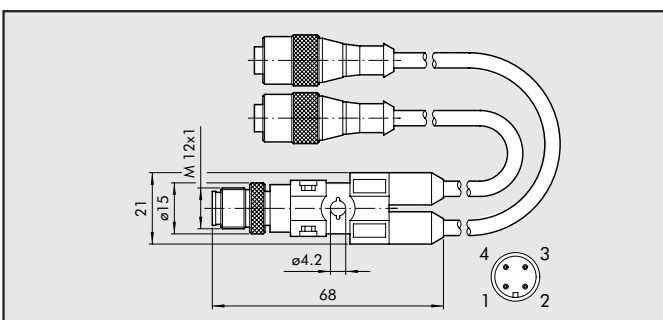
Code	Description
0240009022	90° curve with cable 1.5 m
0240009023	90° curve with cable 5m

STRAIGHT FITTING WITH CABLE

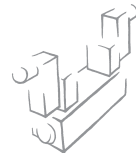


Code	Description
0240009002	Straight, with 1.5 m cable
0240009003	Straight, with 5m cable

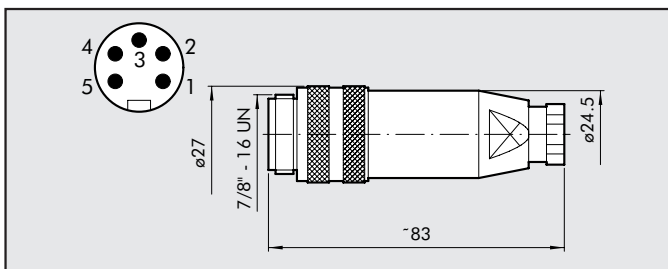
Y-DISTRIBUTOR WITH CABLE AND M12 STRAIGHT CONNECTORS



Code	Description
0240009031	Y-Distributor cable 0.6 m
0240009032	Y-Distributor cable 1.5 m

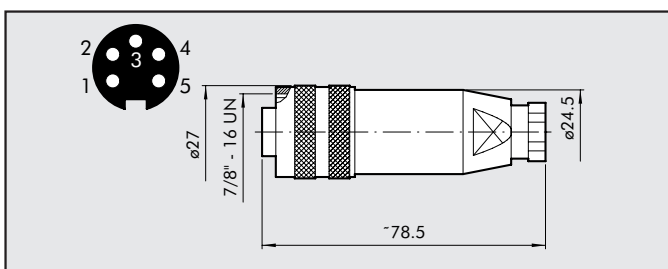


MALE CONNECTOR FOR FEEDING "IN"



Code	Description
0240009033	Male connector "IN" feeding

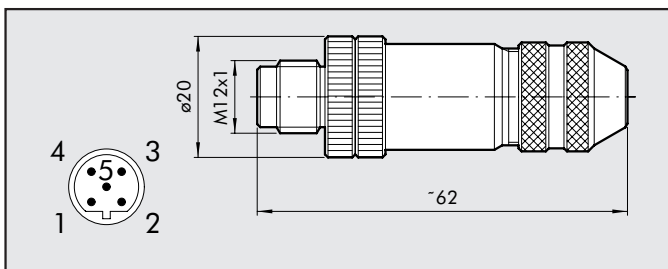
FEMALE CONNECTOR FOR FEEDING "OUT"



Code	Description
0240009034	Female connector "OUT" feeding

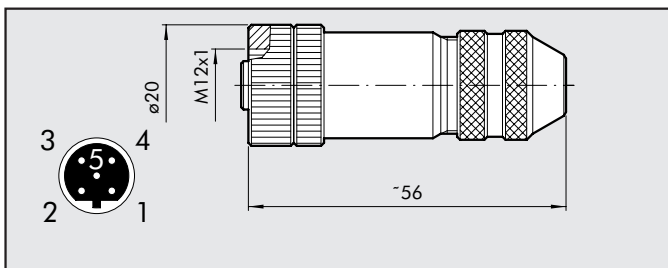
2

M12 MALE CONNECTOR OUT-BUS



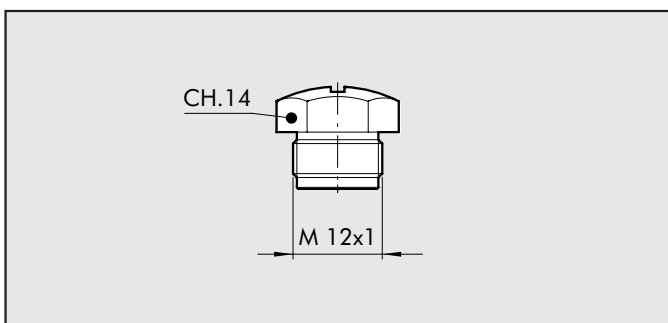
Code	Description
0240009035	M12 male connector B coding

M12 FEMALE CONNECTOR IN-BUS



Code	Description
0240009036	M12 female connector B coding

PLUG M12



Code	Description
0240009040	M12 plug